

Language



“The Explosion of Writing”

Writing is a process, which starts spontaneously. Maria Montessori assumes that children have a natural interest in wanting to learn how to read and write. Using the language materials, children find an attractive means of acquiring the written language. The materials pass on from the indirect preparation of the writing process to the direct work with letters. Materials for the coordination of eye and hand accompany the initial phase of this process.

The concrete letters are learned continuously in two different ways: by seeing and by touching. With the help of the subsequent examination of the structure and the analysis of the language, the same is internalized by the children in an “experienceable” manner. Step by step, the examination of language enables the child to proceed on the path to independence.



- A** 130286 Sandpaper Letters Lower Case Letters – Print
- B** 130287 Sandpaper Letters Lower Case Letters – Cursive
- C** 130288 Sandpaper Letters Lower Case Spanish Print
- D** 130289 Sandpaper Letters Capital Case Letters – Print
- E** 130291 Sandpaper Letters Capital Case Letters – Cursive
- F** 130292 Sandpaper Letters Box for the Sandpaper Letters




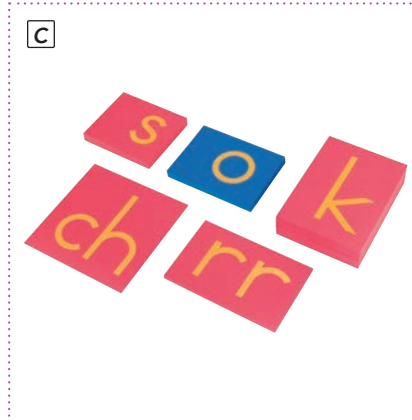
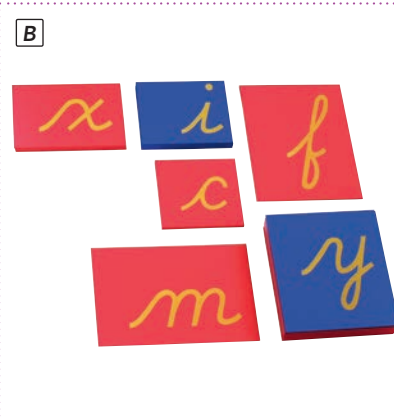

Sandpaper letters

Sandpaper letters are located on little lacquered wooden boards. Consonants are pink, vowels blue. The children feel the shape of the individual letters and pronounce the respective sound. This way, they learn how the letters are written as well as the relation between sound and letter. The sandpaper letters are intentionally targeted at addressing several senses. A special feature of this material is mainly the inclusion of the sense of touch. The sandpaper letters are suited for different activities: e.g. laying out the alphabetic sequence, copying the letters, writing the letters in sand, laying out words, and much more.

Material: MDF.

Dimensions for comparison: Capital block letters 19 x 19 cm.


The sets contain 26 letters each.



- G** 130293 Sandpaper Ligatures Lower Case Double Sandpaper Letter – Print
- H** 130294 Sandpaper Ligatures Lower Case Double Sandpaper Letter – Cursive
- J** 130295 Sandpaper Ligatures Box for the Lower Case Double Sandpaper Letters

Sandpaper Ligatures

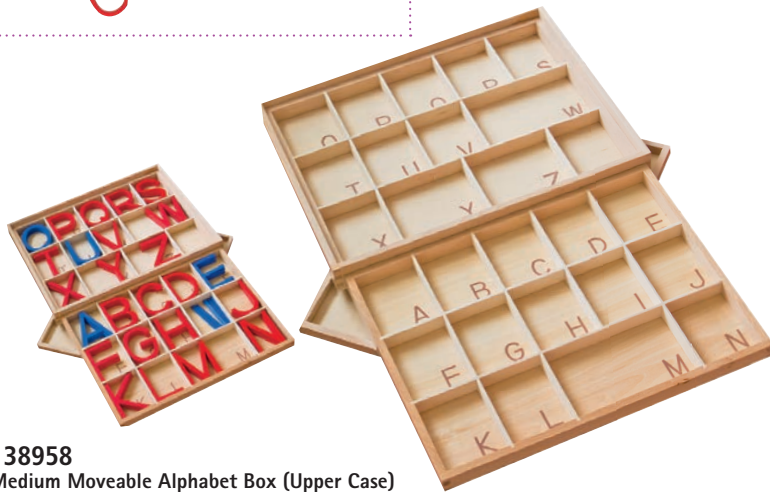
After learning the alphabet and the letter-sound matching, the children get to know the phonograms (ligatures). Contents: 16 ligatures on little green wood tablets: ai, ar, au, ch, ee, er, ie, oa, oo, or, ou, oy, qu, sh, th, ue.



- 130665 Medium, red
- 130666 Medium, blue
- 130667 Medium, black
- 130657 Small, red
- 130658 Small, blue
- 130659 Small, black

Moveable Alphabet


The child can build words with the Moveable Alphabet Letters. They also can be used in combination with the Lower Case Letters. Each set of the wooden letters contains 130 pieces, 5 of each letter.



138958
Medium Moveable Alphabet Box (Upper Case)



138959
Small Moveable Alphabet Box (Upper Case)





130668 Printed Alphabet, red
24 pcs of each letter. Lower case is printed on one side and upper case on the other side.



130646 Printed Alphabet, blue
24 pcs of each letter. Lower case is printed on one side and upper case on the other side.



130669 Printed Alphabet Box



Movable Alphabet



With the help of the movable alphabet, the children can compose words. In doing so, the focal point is the sound analysis, i.e. breaking down words acoustically. Even before the child is writing own texts on paper, many phonetically spelled words can be laid out. Each set contains 130 thick wooden letters, i.e. each of the letters 5 x. Exception: Item No. 130299.

- 130297 Medium, red
- 130296 Medium, black
- 130298 Medium, blue

Dimensions: 4 x 4/8 cm

- 130303 Small, red
- 130304 Small, blue
- 130305 Small, black
- 130299 Small Spanish (consonants red 5 x ea., vowels blue, 10 x ea.)

Dimensions: 22.5 X 2.5/5 cm



- A 130306 Medium Movable Alphabet Box
- B 130307 Small Movable Alphabet Box Spanish
- C 130308 Small Movable Alphabet Box Lower Case Storage Bins

team








- A 130349** Trays for Moveable Alphabet, 2 units
One side suitable for the letters of the medium-sized moveable alphabet, the other side for the smaller size.
Material: wood.
Dimensions: 30 x 50 cm.

Green Boards for Swing and Writing Exercises

Rewriteable blackboards with different rulings.
Dimensions: 30 x 50 cm.

- B 130359** Stand for 10 green boards
Dimensions: 22 x 35 x 57 cm.
- C 130339** blank, 2 units
- D 130341** lines and squares, 2 units
- E 130342** double lines and squares, 2 units




130338 Detective Adjective Exercise

Adjectives are playing a major role in our language for the description of attributes. With the help of this game, children get to know the meaning of the adjectives. A total of 63 red, yellow and blue triangles, which differ in size and shape, can be found in the little wooden box. Each triangle can be clearly classified by 4 adjectives. A possible exercise is the sorting of triangles into a table, which specifies classification criteria. Box dimensions: 25 x 17 x 3 cm.

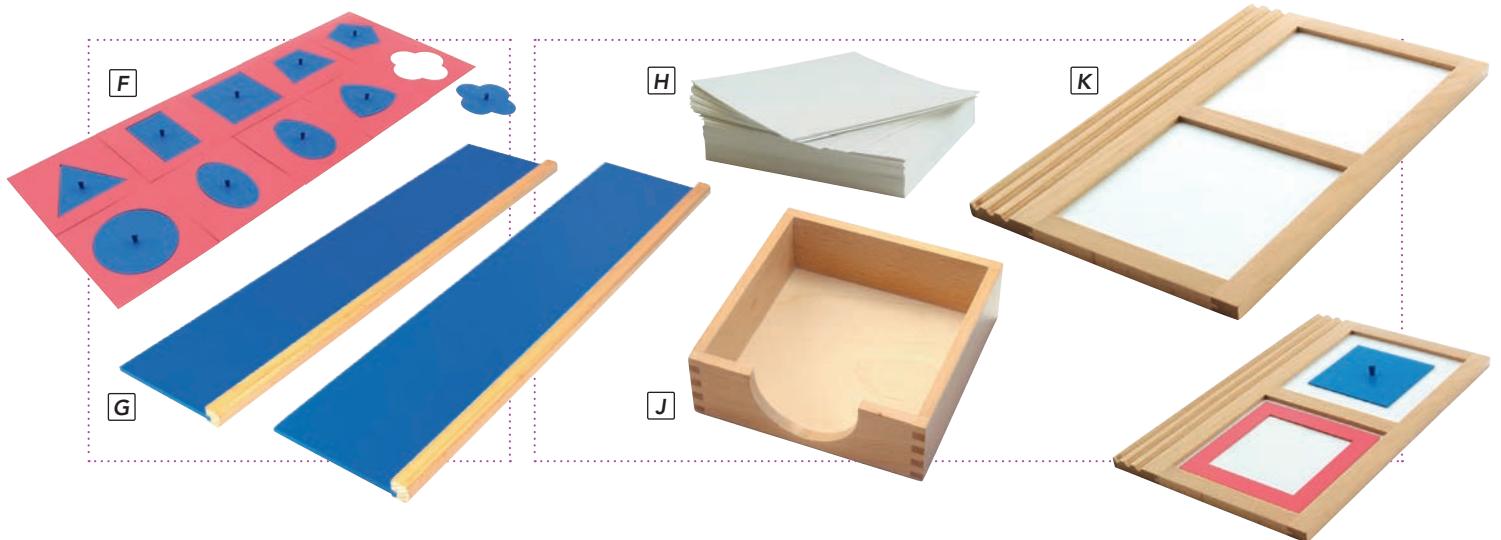
Writing



130324 Set of 11 Colored Pencil Holders
Set of 11 pencil holders with labeling for 11 different colors. Material: Wood.



130337 Holder for 3 Pencils
Material: Wood, natural finish.



F 130309 Metal Inserts

G 130316 Metal Inserts Stands, 2 units

The 19 metal inserts serve as preparation for writing. The children are tracing the inserts and the frames with a pencil just like they would do with a stencil and then fill the shape they created with parallel lines. This exercise promotes the eye-hand coordination. Furthermore, the hand is prepared for writing and the correct position for the pencil is trained. By naming the shapes, the vocabulary is expanded. Dimensions: metal frame 14 x 14 cm, stand 71.5 x 16.5 cm.

H 130317 Drawing Paper for Metal Inserts

J 130318 Box for Paper

K 130319 Metal Inserts Tracing Tray
300 sheets, white, format: 14 x 14 cm.



Info

Grammar Symbols

Language is one of the most important forms of communication for humans, which children learn developmentally as mother tongue. In this regard, every language is following a logic and structure (syntax), in which words are strung together in a meaningful manner, and which must be learned by children when acquiring the written language.

In order to illustrate logic and rules of a language, the functions of the different parts of speech and their use are depicted by part-of-speech symbols.

The shape, size and colour of word symbols represent an allusion to their function and emblemize the relation of the parts of speech.

The symbols are available as bodies for grasping, shapes for laying out and as stencil for matching.

Classification of the Grammar Symbols



Red Circle
Verb (to run, to play...)



Black Triangle
Noun (names, Noun) / substantiv



Dark Blue Triangle
Article (the,...)



Small Medium Blue Triangle
Adjective (bright, light, ...)



Gray Circle
Participle (laughing, laughed...)



Purple Triangle
Pronoun (you, my...)



Large Medium Blue Triangle
Numerals (one, two ...)



Small Orange Circle
Adverb (as, soon,...)



Green Crescent
Preposition (under, above, ...)



Golden Exclamation Mark
Interjection (Hallo!, Aua! ...)



Pink Rectangle
Conjunction (and, because,...)



White Circle
Auxiliary/modal verb (by applying to the verb: will. Shall,...)



Golden Circle
Spiritual (noun/substantive) (by applying to the noun: Soul, feeling...)

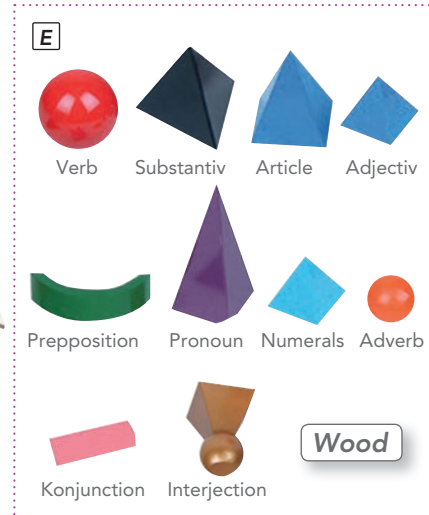




Blue Circle
Abstract noun/ substantive (by applying to the noun: Joy, strength,...)



White Triangle
Copula/linking verb (by applying to the verb: The house is beautiful!)

Grammar Symbol Sets



Grammar Symbol Sets

The basic sets contain 10 each flat symbols: Verb, pronoun, substantive, conjunction, article, adjective, numerals, preposition, adverb, interjection - each 10x. The complementary sets contain 5 each basic symbols: Participle, copula, spiritual, abstract substantive, auxiliary verb - each 10x. For comparison: Verb Ø 5 cm.

- A** 130373 Wooden Basic Set, 100 pieces
- B** 130374 Wooden Complementary Set, 50 pieces
- C** 130375 Basic Set, Paper, 100 pieces
- D** 130378 Complementary Set, Paper, 100 pieces


Warning. Not suitable for children under 3 years. Small parts. Choking risk.

E 130368 Solid Grammar Symbols, 10 pieces

F 130674 Tray for Solid Grammar Symbols

Solid Grammar Symbols

Grammar enables children to get to know the parts of speech and their function and to reflect on language - first, on the own mother tongue, later on a foreign language. The individual parts of speech are represented by memorable symbols. When analyzing sentences, the part-of-speech symbols, be it the massive figures, be it flat symbols made of paper, are matched with the corresponding words in a sentence. Contents: 10 wooden part-of-speech symbols.



130369

Noun & Verb Introduction Solids with Tray

The 2 parts of speech noun and verb play an extraordinary role in a language. The black pyramid stands for the static aspect of the noun; the red sphere points to the dynamics of the verb. Contents: Black pyramid and red sphere made of massive wood, wooden stand.



G 130379 Box 10

H 130381 Box 15

Bin for Grammar Symbols

Wooden bin with 10 or 15 compartments and lid for storing the paper or wooden grammar symbols.

