

# Model KBF 720 | Constant climate chambers with large temperature / humidity range

The BINDER KBF is the specialist for unconditionally reliable stability testing and precise maintenance of constant climate conditions. From programming to documentation, this constant climate chamber meets all critical requirements.

## BENEFITS

- Homogeneous climate conditions thanks to APT.line™ technology
- Automatic water and wastewater management
- Pressure humidification with fast response times



Model 720



Model 720

## MAIN FEATURES

- Temperature range: 0 °C to 70 °C
- Humidity range: 10 % to 80 % RH
- APT.line™ preheating chamber technology
- Humidity regulation with capacitive humidity sensor and vapor humidification
- Inner chamber made of stainless steel
- Intuitive touchscreen controller with time-segment and real-time programming with internal data recording
- Tight-sealing inner door made of safety glass (ESG) with special TIMELESS coating
- 2 stainless steel racks
- Access port with silicone plug, 30 mm, left
- 4 stable castors, two with brakes, from 240 liters
- Class 3.1 independent temperature safety device (DIN 12880) with visual and audible temperature alarm
- Computer interface: Ethernet
- Door heating

## ORDERING INFORMATION

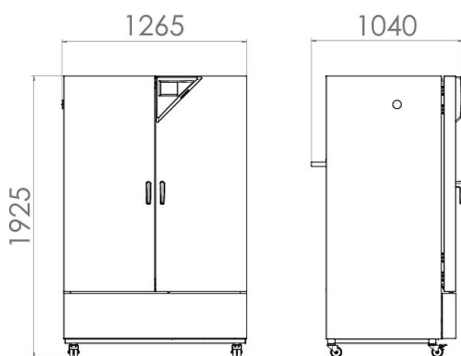
Interior volume [cu.ft.]	Voltage	Option model	Version	Art.-No.
Model KBF 720				
24.7	200...230 V 1 ph 50/60 Hz	Standard	KBF720-230V	9020-0324
	200...240 V 1 ph 50/60 Hz	Standard	KBF720UL-240V	9020-0325

## TECHNICAL DATA

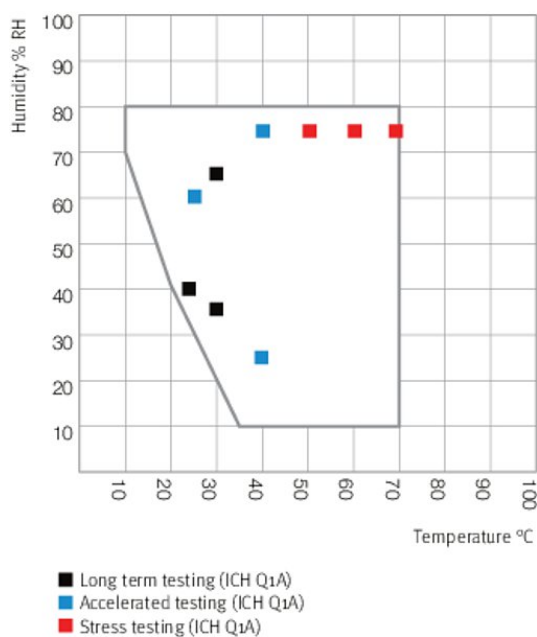
Description	KBF720-230V <sup>1</sup>	KBF720UL-240V <sup>1</sup>
Article Number	9020-0324	9020-0325
Performance Data Temperature		
Temperature range [°C]	0...70	0...70
Temperature variation at 40 °C [± K]	0.2	0.2
Temperature fluctuation [± K]	0.1	0.1
Max. heat compensation at 40 °C [W]	600	600
Performance Data Climate		
Temperature range [°C]	10...70	10...70
Temperature variation at 25 °C and 60 % RH [± K]	0.2	0.2
Temperature variation at 40 °C and 75 % RH [± K]	0.2	0.2
Temperature fluctuation at 25 °C and 60 % RH [± K]	0.1	0.1
Temperature fluctuation at 40 °C and 75 % RH [± K]	0.1	0.1
Humidity range [% RH]	10...80	10...80
Humidity fluctuation at 25 °C and 60 % RH	1,5 ± % RH	1,5 ± % RH
Humidity fluctuation at 40 °C and 75 % RH	1,5 ± % RH	1,5 ± % RH
Humidity recovery time after 30 s door open at 25 °C and 60 % RH [min]	16	16
Humidity recovery time after 30 s door open at 40 °C and 75 % RH [min]	17	17
Electrical data		
Rated Voltage [V]	200...230	200...240
Power frequency [Hz]	50/60	50/60
Nominal power [kW]	3.1	3.1
Unit fuse [A]	16	16
Phase (Nominal voltage) [ph]	1	1
Outer dimensions		
Width net [mm]	1250	1250
Height net [mm]	1925	1925
Depth net [mm]	890	890
Wall clearance back [mm]	100	100
Wall clearance sidewise [mm]	300	300
Doors		
Inner doors	2	2
Unit doors	2	2
Internal Dimensions		
Width [mm]	973	973
Height [mm]	1250	1250
Depth [mm]	576	576
Measures		
Interior volume [L]	700	700
Net weight of the unit (empty) [kg]	309	309
permitted load [kg]	150	150
Load per rack [kg]	45	45
Environment-specific data		
Energy consumption at 40 °C and 75 % RH [Wh/h]	620	620
Sound-pressure level [dB(A)]	53	53
Fixtures		
Number of shelves (std./max.)	2/15	2/15

<sup>1</sup> All technical data is specified for unloaded units with standard equipment at an ambient temperature of +22 °C ±3 °C and a power supply voltage fluctuation of ±10 %. The temperature data is determined in accordance to BINDER factory standard following DIN 12880, observing the recommended wall clearances of 10 % of the height, width, and depth of the inner chamber. Technical data refers to 100 % fan speed. All indications are average values, typical for units produced in series. We reserve the right to change technical specifications at any time.

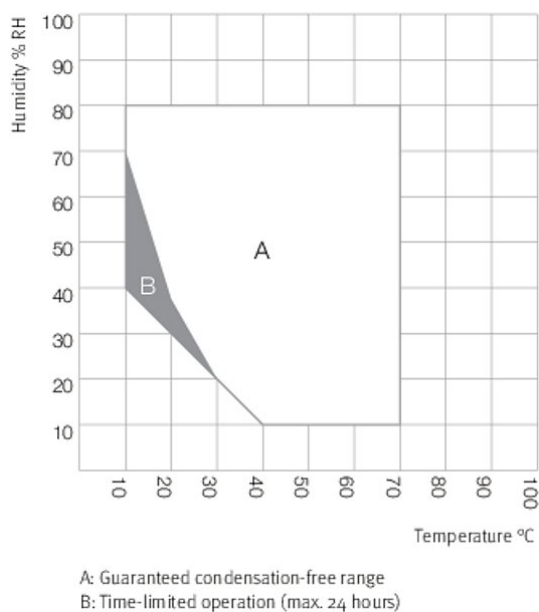
## DIMENSIONS incl. fittings and connections [mm]



## CHARTS



Temperature-humidity chart with ICH checkpoints



Climate chart

## OPTIONS AND ACCESSORIES

Designation	Description	*	Art.-No.
Access port with silicone plug	left		
	30 mm	01	8012-1442
	50 mm	01	8012-1472
	100 mm	01	8012-0515
	right		
	30 mm	01	8012-1436
	50 mm	01	8012-1466
	100 mm	01	8012-0514
	top		
	30 mm	01	8012-1448
	50 mm	01	8012-1454
	100 mm	01	8012-1460
Alarm output, zero-voltage	for temperature ( $\pm 2$ °C) and humidity ( $\pm 5$ % RH), accessible via 6-pin DIN socket (max. 24 V - 2.5 A), with audible signal that can be switched off	-	8012-1038
Analog output 4-20 mA	for temperature and humidity values (output not adjustable)	-	8012-1041

\* Notes &gt; See last page

Designation	Description	*	Art.-No.
Calibration certificate, expanded	for temperature and humidity; for extending the measurement in center of chamber to include another test value	–	8012-0155
Calibration certificate, temperature	temperature measurement incl. certificate and 27 measuring points at specified temperature	–	8012-0923
	temperature measurement incl. certificate, 15- 18 measuring points at specified temperature	–	8012-0920
	temperature measurement incl. certificate, 9 measuring points at specified temperature	–	8012-0917
Calibration certificate, temperature and humidity	Measurement in center of chamber at 25 °C / 60% RH or at specified test values	–	8012-0154
	temperature (according to DIN12880) and humidity measurement incl. certificate, 27 temperature measuring points and 1 humidity measuring point, at 25 °C / 60 % RH or at specified values	–	8012-0924
Class 3.3 independent temperature safety device	with visual alarm (DIN 12880) 200...240 V option model	–	8012-1034
Converter, voltage	to operate the device at a nominal voltage of 120 V 1 ph 60 Hz 240 V option model	–	8009-0821
Data Logger Kit	T 220: For continuous temperature logging from -90 °C to 220 °C. The kit includes 1 data logger, Pt 100 sensor with 2 m extension cable and 1 magnetic fixture for mounting to the BINDER unit	19	8012-0715
	TH 70/70: For continuous temperature and humidity logging from -40 °C to 70 °C / 0% to 100% RH and additional logging of ambient conditions. Kit includes 1 data logger, 2 attachable combined humidity/temperature sensors, 2 m extension cable and 1 fixture for mounting to the BINDER unit	19	8012-0717
	TH 70: For continuous temperature and humidity logging from -40 °C to 70 °C; 0% to 100% RH. Kit includes 1 data logger, Pt 100 sensor with 2 m extension cable, and 1 magnetic fixture for mounting to the BINDER unit	19	8012-0716
Data Logger Software	LOG ANALYZE software kit, configuration and evaluation software for all BINDER Data Logger Kits (incl. USB data cable)	19	8012-0821
Door lock	lockable door handle	–	8012-1024
Interface converter	RS 422 cable set and RS 232 / RS 422 interface converter for connection to 10-way plug distributor or for connection to a unit		
	120 V, 60 Hz option model	–	8012-0557
	230 V, 50/60 Hz option model	–	8012-0556
	RS 422 cable set and RS 422 / Ethernet interface converter for connection to 10-way plug distributor or for connection to a unit		
	120 V, 60 Hz option model	–	8012-0405
Interface converter, USB / RS422	230 V, 50/60 Hz option model	–	8012-0380
	RS 422 cable set and RS 422 / USB interface converter for connection to 10-way plug distributor or for connection to a unit (USB-powered converter)	–	8012-0665
Interior socket	Waterproof, switched flush-mounting box (CA3GD) for nominal voltage in unit interior, with cover and corresponding plug (nominal voltage; max. 500 W; max. 90 °C; protection class IP67)	07	8012-1043
LED light bars	Basic set consisting of 2 pieces, attachment material, control unit for max. 4 light strips, 100-240 V, 50/60 Hz		
	Basic set 300, length 30 cm	–	8012-1107
	Basic set 500, length 50 cm	–	8012-1108
	Basic set 900, length 90 cm	–	8012-1109
	Expansion set consisting of 2 pieces, attachment material: clips. For expanding the basic set of light bars		
	Expansion set 300, length 30 cm	–	8012-1716
	Expansion set 500, length 50 cm	–	8012-1717
pH-neutral detergent	Expansion set 900, length 90 cm	–	8012-1718
	concentrated, for gentle remove of residual contaminants; 1 kg	–	1002-0016
Pt 100 temperature sensor	additional Pt 100, with flexible cable installed with external connection, incl. 6-pin DIN socket	–	8012-1042
Rack	stainless steel	–	6004-0106
Rack accessories	Rack accessories – fasteners (1 set of 4) for additional security of racks	–	8012-0620
Rack, reinforced	stainless steel, with 1 set of 4 fasteners, max. load 70 kg	–	8012-0674
RS 422 interface	modular plug distributor for 10 RS 422 interfaces	–	8012-0295
RS 422 interface, cable (15 m)	RS 422 connection cable (15 m) between plug distributor and RS 422 interface	–	5023-0036
RS 422 interface, cable (50 m)	RS 422 extension cable (50 m) between interface converter and unit or RS 232 / RS 422 plug distributor	–	5023-0117
RS 485, 2-wire	Additional serial interface can be used parallel to Ethernet, for communication software	–	8012-1066
Shelf, perforated	Stainless steel	–	8009-0486

\* Notes › See last page

Designation	Description	*	Art.-No.
Shelf, reinforced	positioned at bottom level, max. load 67 kg, with additional attachment for operation of shaking device, stirring device or roller bottle system	–	8012-1489
Software	APT-COM™ communications software		
	version 2 to 3, GLP edition	19	9053-0016
	version 3, BASIC edition	19	9053-0014
	version 3, GLP edition	19	9053-0015
	version 3, STANDARD edition	19	9053-0013
	APT-COM™ communications software, price: for free		
	version 3, GLP DEMO Edition	19	9053-0008
Water supply set	external, consisting of fresh- and waste-water containers (20 liters each), cabling and pump	–	8012-0643

\* Notes › See last page

## SERVICES

Designation	Description	*	Art.-No.
<b>Installation services</b>			
Data Logger Kit installation service	unit function instructions for operation and programming of the controller	18	DL10-0700
Installation	and set up of unit at operating location, connect to existing connections	13, 18	DL10-0300
<b>Preventive maintenance</b>			
Preventive maintenance	Executive of equipment inspection according to maintenance plan	14, 18	DL20-0400
<b>Calibration services</b>			
Calibration temperature and humidity	including certificate, one measuring point in center of chamber at 25 °C / 60 % RH or at specified values	14, 16, 17, 18	DL30-0301
Temperature and humidity measurement according to DIN12880	including certificate (27 temperature measuring points and 1 humidity measuring point, at 25 °C / 60 % RH or at specified values)	14, 16, 17, 18	DL30-0427
Temperature measurement 18 temperature measuring points and 1 humidity measuring point	including certificate, 18 temperature measuring points and 1 humidity measuring point in center of chamber, at 25 °C / 60 % RH or at specified values	14, 16, 17, 18	DL30-0318
Temperature measurement 27 temperature measuring points and 1 humidity measuring point	including certificate, 27 temperature measuring points and 1 humidity measuring point in center of chamber, at 25 °C / 60 % RH or at specified values	14, 16, 17, 18	DL30-0327
Temperature measurement 9 temperature measuring points and 1 humidity measuring point	including certificate, 9 temperature measuring points and 1 humidity measuring point in center of chamber, at 25 °C / 60 % RH or at specified values	14, 16, 17, 18	DL30-0309
<b>Validation services</b>			
Execution of IQ/OQ	in accordance with qualification folder	15, 18, 20	DL42-0300
Execution of IQ/OQ/PQ	in accordance with customer's requirement, price: on request	15, 18	DL44-0500
Qualification folder IQ/OQ	supporting documents for validation performed by customer, consisting of: IQ/OQ checklists, unit schematics, QM certificate in accordance with ISO 9001	15, 18, 20	8012-0867
Qualification folder IQ/OQ/PQ	supporting documents for validation performed by customer, in accordance with customer's requirement, extension of Qualification folder IQ/OQ by chapter PQ	15, 18	8012-0955
<b>Warranty service</b>			
Extension of the warranty from 2 to 3 years	beginning with the date of delivery, wearing parts are not included	–	DL01-4041
Extension of the warranty from 2 to 5 years	beginning with the date of delivery, wearing parts are not included	–	DL01-4042

\* Notes › See last page

## NOTES

- 01 Condensation may occur in the area around the access port. Access ports may be placed in custom locations for an additional charge.
- 02 UL mark is not granted when this option is used.
- 03 Heat resistant only to max. 200 °C.
- 04 Only available on units rated for 230 V.
- 06 Heating-up time may increase as a result of the lower heat conductivity.
- 07 The additional heat input may affect the temperature behavior.
- 09 Not in conjunction with the optional access port, door with window and interior lighting.
- 10 Not available on 23-liter units.
- 11 Not available on 23- or 53-liter units.
- 12 Only available on units rated for 230 V or 400 V.
- 13 Installation and connections take place at unit location; transport within the company only upon consultation.
- 14 We recommend a BINDER service contract to cover unit inspections, calibrations and validations.
- 15 OQ according to Yellow Paper = completed factory validation documentation of all OQ checklists.
- 16 Sensor calibration is performed in an accredited calibration laboratory.
- 17 Calibration is performed according to the BINDER factory standard.
- 18 Quoted prices do not include travel costs. Please refer to the chapter on BINDER Service for travel costs for your region. Quoted prices for services performed in Switzerland do not include a country-specific added fee (available on request).
- 19 For additional accessories, refer to the Process documentation chapter.
- 20 When ordering IQ/OQ qualification folders and associated IQ/OQ execution on one order, we offer a 15 % discount for both items.  
When ordering IQ/OQ/PQ qualification folders and associated IQ/OQ/PQ execution on one order, we offer a 15 % discount for the item of the IQ/OQ/PQ folder.